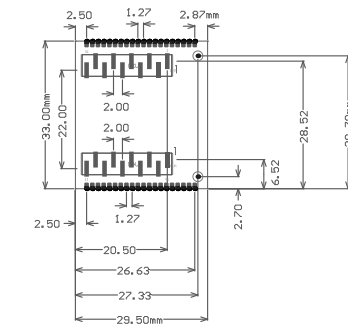
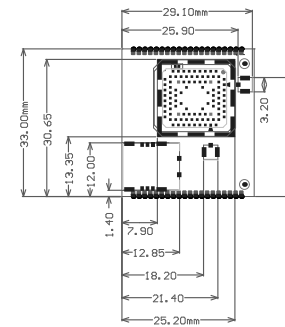


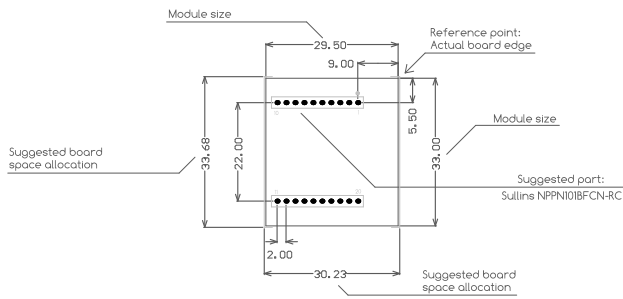
Suggested Castellated Footprint  
All dims in mm



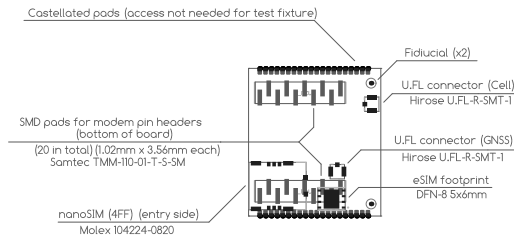
Chronos Basic Dimensions  
All dims in mm



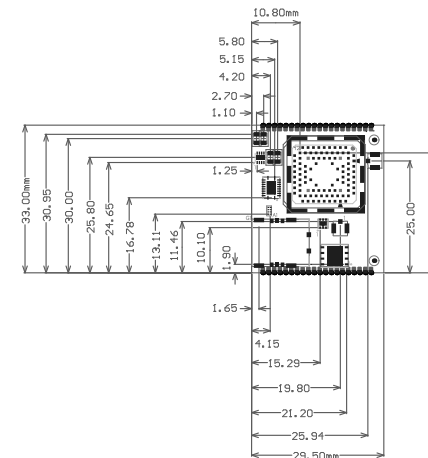
Chronos Mechanical Features  
All dims in mm



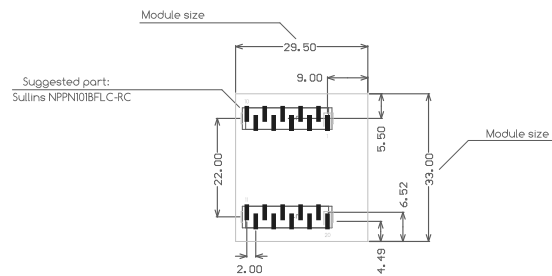
Suggested 2x10 Pin Header Footprint (THT)  
All dims in mm



Chronos connector features



Chronos Mechanical Dimensions  
All dims in mm



Suggested 2x10 Pin Header Footprint (SMD)  
All dims in mm

Board layers: 4  
Board thickness: 1.6mm