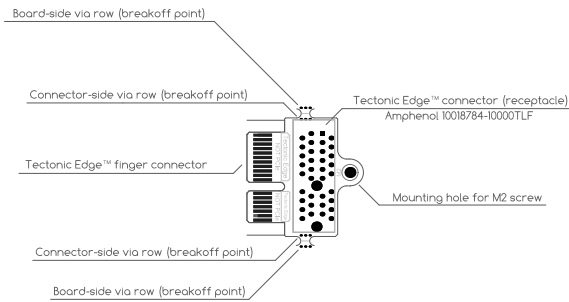
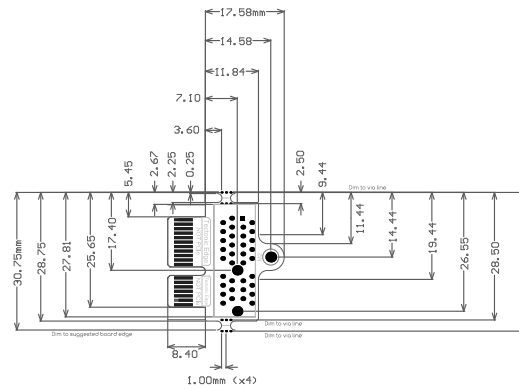


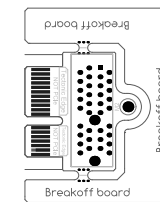
Suggested host board layout (dimensions)  
All dims are in mm



Suggested Tectonic Edge™ Right Angle Adapter (Feature Reference)



Suggested Tectonic Edge™ Right Angle Adapter (Dimensions)  
All dims are in mm



Suggested Tectonic Edge™ Right Angle Adapter Breakoff (example)